

MECHANICAL ENGINEERING

Paper I

Time Allowed : Three Hours

Maximum Marks : 300

Question Paper Specific Instructions

Please read each of the following instructions carefully before attempting questions :

*There are **EIGHT** questions divided in **TWO** sections.*

*Candidate has to attempt **FIVE** questions in all.*

*Questions No. 1 and 5 are **compulsory** and out of the remaining, any **THREE** are to be attempted choosing at least **ONE** question from each section.*

The number of marks carried by a question / part is indicated against it.

Wherever any assumptions are made for answering a question, they must be clearly indicated.

Diagrams / Figures, wherever required, shall be drawn in the space provide for answering the question itself.

Unless otherwise mentioned, symbols and notations carry their usual standard meanings.

Psychrometric Chart is given on Page No. 8.

Attempts of questions shall be counted in sequential order. Unless struck off, attempt of a question shall be counted even if attempted partly.

Any page or portion of the page left blank in the Question-cum-Answer Booklet must be clearly struck off.

*Answers must be written in **ENGLISH** only.*

SECTION A

Q1. (a) A main pipe divides into two parallel pipes which again form as one pipe. The length and diameter of the first parallel pipe are 1000 m and 0.8 m respectively, while the length and diameter of the second parallel pipe are 1000 m and 0.6 m respectively. Find the rate of flow in each parallel pipe, if total flow in the main is $2.5 \text{ m}^3/\text{sec}$. The coefficient of friction for each parallel pipe is same and equal to 0.005. 12

(b) A reversible engine works between three thermal reservoirs, A, B and C. The engine absorbs an equal amount of heat from the thermal reservoirs A and B kept at temperatures T_A and T_B respectively, and rejects heat to the thermal reservoir C kept at temperature T_C . The efficiency of the engine is α times the efficiency of the reversible engine, which works between the two reservoirs A and C.

$$\text{Prove that : } \frac{T_A}{T_B} = (2\alpha - 1) + 2(1 - \alpha) \frac{T_A}{T_C} \quad 12$$

(c) With the help of a neat sketch, explain the working of a thermostatic expansion valve. How does it cope up with the variable load ? 12

(d) The fuel rod of a nuclear reactor is lagged with a tight fitting cladding material to prevent oxidation of the surface of the fuel rod by direct contact with the coolant. The heat generation occurs only in the fuel rod according to the following relation : $q_g = q_0 \left[1 - \frac{r^2}{R^2} \right]$. Under steady state conditions, heat generated in the fuel rod is conducted through the cladding material and then dissipated to the coolant flowing around the cladding by convection.

Assuming that there is no contact resistance between the fuel rod and cladding, derive an expression for the heat flux through the fuel rod and cladding material. 12

- (e) Compare compression ignition engine with spark ignition engine so far as the following points are concerned :

12

- (i) Working cycle
- (ii) Method of ignition
- (iii) Method of fuel supply

- Q2.** (a) A jet of water is discharging at 25 kg/sec from a nozzle of 25 mm diameter. The jet from the nozzle is directed towards a window of a building at a height of 30 m from the ground. Assuming the nozzle discharge to be at a height of 2 m from the ground, determine the greatest distance from the building where the foreman can stand, so that the jet can reach the window.

20

- (b) Two rigid tanks shown in Figure 2 (b) each contain 10 kg of N_2 gas at 1000 K, 500 kPa. They are now thermally connected to a reversible heat pump, which heats one and cools the other with no heat transfer to the surroundings. When one tank is heated to 1500 K, the process stops. Find the final (P, T) in both tanks and the work input to the heat pump, assuming constant heat capacities.

20

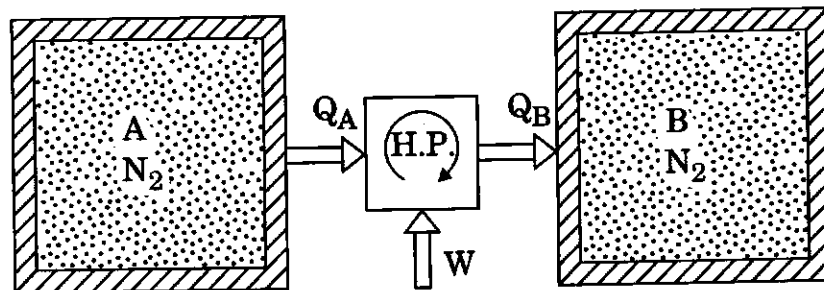


Figure 2(b)

- (c) Water is flowing steadily over a smooth flat plate with a velocity of 2 m/sec. The length of the plate is 30 cm. Calculate
- (i) The thickness of the boundary layer 10 cm from the leading edge of the plate;
 - (ii) The rate of growth of the boundary layer at 10 cm from the leading edge; and
 - (iii) The drag coefficient on one side of the plate.

Assume parabolic velocity profile.

Kinematic viscosity of water $\nu = 1.02 \times 10^{-6} \text{ m}^2/\text{sec}$.

Derive the expressions used in the calculation.

20

Q3. (a) A four-stroke cycle gasoline engine has six single-acting cylinders of 8 cm bore and 10 cm stroke. The engine is coupled to a brake having a torque radius of 40 cm. At 3200 rpm, with all cylinders operating, the net brake load is 350 N. When each cylinder in turn is rendered inoperative, the average net brake load produced at the same speed by the remaining 5 cylinders is 250 N. Estimate the indicated mean effective pressure of the engine. With all cylinders operating, the fuel consumption is 0.33 kg/min; calorific value of fuel is 43 MJ/kg; the cooling water flow rate and temperature rise is 70 kg/min and 10°C respectively. On test, the engine is enclosed in a thermally and acoustically insulated box through which the output drive, water, fuel, air and exhaust connections pass. Ventilating air blown up through the box at the rate of 15 kg/min enters at 17°C and leaves at 62°C. Draw up a heat balance of the engine stating the items as a percentage of the heat input.

20

(b) A simple saturation refrigeration cycle uses R134a as refrigerant. The refrigeration system operates at 40°C condenser temperature and -16°C evaporation temperature respectively.

If a liquid vapour heat exchanger is installed in the above simple saturation refrigeration cycle, find the COP and power per ton of refrigeration. The outlet vapour of heat exchanger is 15°C temperature.

20

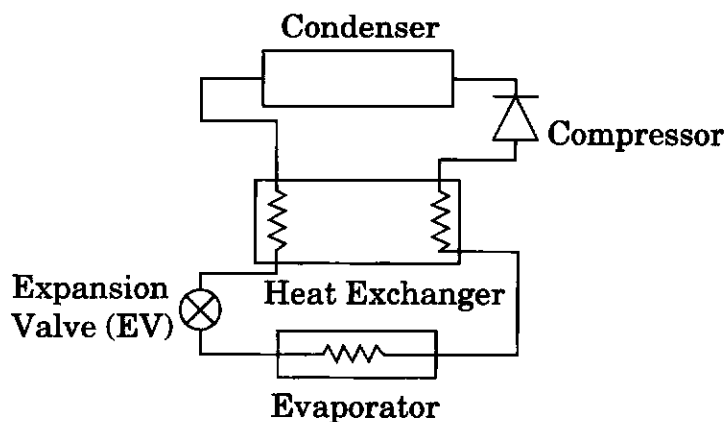


Figure 3(b)

Saturation table of R134a

THERMODYNAMICS PROPERTIES OF R134a*

Temp. (°C)	Pressure MPa	Density (kg/m ³)	Volume (m ³ /kg)		Enthalpy (kJ/kg)		Entropy kJ/(kg-K)		Specific Heat c _p , kJ/(kg-K)		c _p /c _v
			Liquid	Vapour	Liquid	Vapour	Liquid	Vapour	Liquid	Vapour	
-103.30 ^a	0.00039	1591.1	35.4960	71.46	334.94	0.4126	1.9639	1.184	0.585	1.164	
-100.00	0.00056	1582.4	25.1930	75.36	336.85	0.4354	1.9456	1.184	0.593	1.162	
-90.00	0.00152	1555.8	9.7698	87.23	342.76	0.5020	1.8972	1.189	0.617	1.156	
-80.00	0.00367	1529.0	4.2682	99.16	348.83	0.5654	1.8580	1.198	0.642	1.151	
-70.00	0.00798	1501.9	2.0590	111.20	355.02	0.6262	1.8264	1.210	0.667	1.148	
-60.00	0.01591	1474.3	1.0790	123.36	361.31	0.6846	1.8010	1.223	0.692	1.146	
-50.00	0.02945	1446.3	0.60620	135.67	367.65	0.7410	1.7806	1.238	0.720	1.146	
-40.00	0.05121	1417.7	0.36108	148.14	374.00	0.7956	1.7643	1.255	0.749	1.148	
-30.00	0.08438	1388.4	0.22594	160.79	380.32	0.8486	1.7515	1.273	0.781	1.152	
-28.00	0.09270	1382.4	0.20680	163.34	381.57	0.8591	1.7492	1.277	0.788	1.153	
-26.07 ^b	0.10133	1376.7	0.19018	165.81	382.78	0.8690	1.7472	1.281	0.794	1.154	
-26.00	0.10167	1376.5	0.18958	165.90	382.82	0.8694	1.7471	1.281	0.794	1.154	
-24.00	0.11130	1370.4	0.17407	168.47	384.07	0.8798	1.7451	1.285	0.801	1.155	
-22.00	0.12165	1364.4	0.16006	171.05	385.32	0.8900	1.7432	1.289	0.809	1.156	
-20.00	0.13273	1358.3	0.14739	173.64	386.55	0.9002	1.7413	1.293	0.816	1.158	
-18.00	0.14460	1352.1	0.13592	176.23	387.79	0.9104	1.7396	1.297	0.823	1.159	
-16.00	0.15728	1345.9	0.12551	178.83	389.02	0.9205	1.7379	1.302	0.831	1.161	
-14.00	0.17082	1339.7	0.11605	181.44	390.24	0.9306	1.7363	1.306	0.838	1.163	
-12.00	0.18524	1333.4	0.10744	184.07	391.46	0.9407	1.7348	1.311	0.846	1.165	
-10.00	0.20060	1327.1	0.09959	186.70	392.66	0.9506	1.7334	1.316	0.854	1.167	
-8.00	0.21693	1320.8	0.09242	189.34	393.87	0.9606	1.7320	1.320	0.863	1.169	
-6.00	0.23428	1314.3	0.08587	191.99	395.06	0.9705	1.7307	1.325	0.871	1.171	
-4.00	0.25268	1307.9	0.07987	194.65	396.25	0.9804	1.7294	1.330	0.880	1.174	
-2.00	0.27217	1301.4	0.07436	197.32	397.43	0.9902	1.7282	1.336	0.888	1.176	
0.00	0.29280	1294.8	0.06931	200.00	398.60	1.0000	1.7271	1.341	0.897	1.179	
2.00	0.31462	1288.1	0.06466	202.69	399.77	1.0098	1.7260	1.347	0.906	1.182	
4.00	0.33766	1281.4	0.06039	205.40	400.92	1.0195	1.7250	1.352	0.916	1.185	
6.00	0.36198	1274.7	0.05644	208.11	402.06	1.0292	1.7240	1.358	0.925	1.189	
8.00	0.38761	1267.9	0.05280	210.84	403.20	1.0388	1.7230	1.364	0.935	1.192	
10.00	0.41461	1261.0	0.04944	213.58	404.32	1.0485	1.7221	1.370	0.945	1.196	
12.00	0.44301	1254.0	0.04633	216.33	405.43	1.0581	1.7212	1.377	0.956	1.200	
14.00	0.47288	1246.9	0.04345	219.09	406.53	1.0677	1.7204	1.383	0.967	1.204	
16.00	0.50425	1239.8	0.04078	221.87	407.61	1.0772	1.7196	1.390	0.978	1.209	
18.00	0.53718	1232.6	0.03830	224.66	408.69	1.0867	1.7188	1.397	0.989	1.214	
20.00	0.57171	1225.3	0.03600	227.47	409.75	1.0962	1.7180	1.405	1.001	1.219	
22.00	0.60789	1218.0	0.03385	230.29	410.79	1.1057	1.7173	1.413	1.013	1.224	
24.00	0.64578	1210.5	0.03186	233.12	411.82	1.1152	1.7166	1.421	1.025	1.230	
26.00	0.68543	1202.9	0.03000	235.97	412.84	1.1246	1.7159	1.429	1.038	1.236	
28.00	0.72688	1195.2	0.02826	238.84	413.84	1.1341	1.7152	1.437	1.052	1.243	
30.00	0.77020	1187.5	0.02664	241.72	414.82	1.1435	1.7145	1.446	1.065	1.249	

Temp. (°C)	Pressure Mpa	Density kg/m ³ Liquid	Volume m ³ /kg Vapour	Enthalpy kJ/kg		Entropy kJ/(kg-K)		Specific Heat c _p , kJ/(kg-K)		c _p / c _v Vapour
				Liquid	Vapour	Liquid	Vapour	Liquid	Vapour	
32.00	0.81543	1179.6	0.02513	244.62	415.78	1.1529	1.7138	1.456	1.080	1.257
34.00	0.86263	1171.6	0.02371	247.54	416.72	1.1623	1.7131	1.466	1.095	1.265
36.00	0.91185	1163.4	0.02238	250.48	417.65	1.1717	1.7124	1.476	1.111	1.273
38.00	0.96315	1155.1	0.02113	253.43	418.55	1.1811	1.7118	1.487	1.127	1.282
40.00	1.0166	1146.7	0.01997	256.41	419.43	1.1905	1.7111	1.498	1.145	1.292
42.00	1.0722	1138.2	0.01887	259.41	420.28	1.1999	1.7103	1.510	1.163	1.303
44.00	1.1301	1129.5	0.01784	262.43	421.11	1.2092	1.7096	1.523	1.182	1.314
46.00	1.1903	1120.6	0.01687	265.47	421.92	1.2186	1.7089	1.537	1.202	1.326
48.00	1.2529	1111.5	0.01595	268.53	422.69	1.2280	1.7081	1.551	1.223	1.339
50.00	1.3179	1102.3	0.01509	271.62	423.44	1.2375	1.7072	1.566	1.246	1.354
52.00	1.3854	1092.9	0.01428	274.74	424.15	1.2469	1.7064	1.582	1.270	1.369
54.00	1.4555	1083.2	0.01351	277.89	424.83	1.2563	1.7055	1.600	1.296	1.386
56.00	1.5282	1073.4	0.01278	281.06	425.47	1.2658	1.7045	1.618	1.324	1.405
58.00	1.6036	1063.2	0.01209	284.27	426.07	1.2753	1.7035	1.638	1.354	1.425
60.00	1.6818	1052.9	0.01144	287.50	426.63	1.2848	1.7024	1.660	1.387	1.448
62.00	1.7628	1042.2	0.01083	290.78	427.14	1.2944	1.7013	1.684	1.422	1.473
64.00	1.8467	1031.2	0.01024	294.09	427.61	1.3040	1.7000	1.710	1.461	1.501
66.00	1.9337	1020.0	0.00969	297.44	428.02	1.3137	1.6987	1.738	1.504	1.532
68.00	2.0237	1008.3	0.00916	300.84	428.36	1.3234	1.6972	1.769	1.552	1.567
70.00	2.1168	996.2	0.00865	304.28	428.65	1.3332	1.6956	1.804	1.605	1.607
72.00	2.2132	983.8	0.00817	307.78	428.86	1.3430	1.6939	1.843	1.665	1.653
74.00	2.3130	970.8	0.00771	311.33	429.00	1.3530	1.6920	1.887	1.734	1.705
76.00	2.4161	957.3	0.00727	314.94	429.04	1.3631	1.6899	1.938	1.812	1.766
78.00	2.5228	943.1	0.00685	318.63	428.98	1.3733	1.6876	1.996	1.904	1.838
80.00	2.6332	928.2	0.00645	322.39	428.81	1.3836	1.6850	2.065	2.012	1.924
85.00	2.9258	887.2	0.00550	332.22	427.76	1.4104	1.6771	2.306	2.397	2.232
90.00	3.2442	837.8	0.00461	342.93	425.42	1.4390	1.6662	2.756	3.121	2.820
95.00	3.5912	772.7	0.00374	355.25	420.67	1.4715	1.6492	3.938	5.020	4.369
100.00	3.9724	651.2	0.00268	373.30	407.68	1.5188	1.6109	17.59	25.35	20.81
101.06°	4.0593	511.9	0.00195	389.64	389.64	1.5621	1.5621	∞	∞	∞

^aTriple point ^bNBP ^cCritical point

*Ashrae Handbook Fundamentals, 2005.

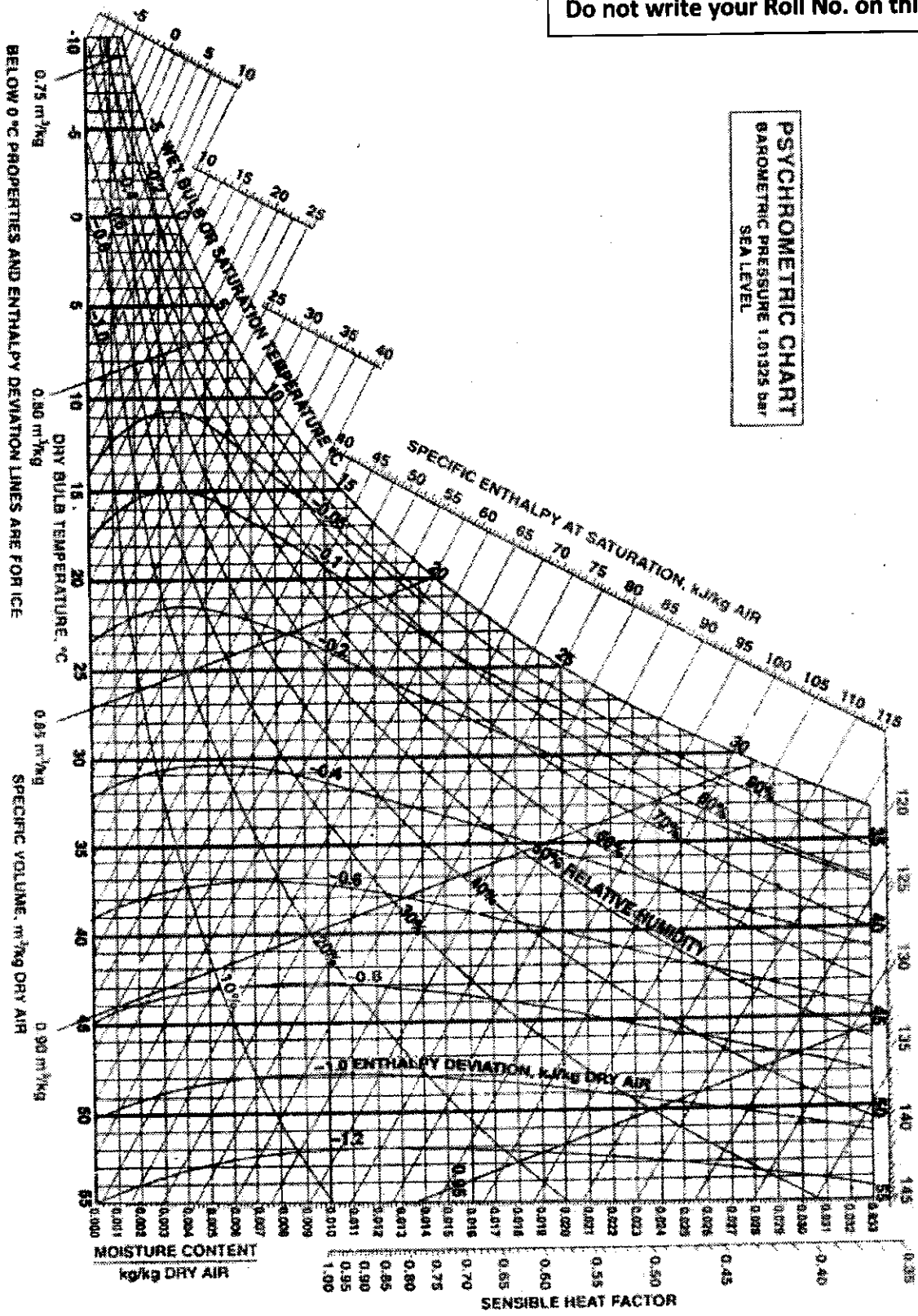
(c) Moist air at 28°C DBT and 20.6 WBT and 101.325 kPa barometric pressure flows over a cooling coil and leaves it at a state of 10°C DBT and with specific humidity 7.046 gm/kg of dry air.

- (i) If the air is required to offset a sensible heat gain of 2.35 kW and a latent heat gain of 0.31 kW in a space to be air-conditioned, calculate the mass of dry air which must be supplied to the room in order to maintain a DBT of 21°C in the room.
- (ii) What will be the relative humidity in the room ?
- (iii) If a sensible heat gain diminishes by 1.175 kW but latent heat gain remains unchanged, at what temperature and moisture content must the air be supplied to the room ?

Take specific capacity of air as 1.012 kJ/kg K, latent enthalpy of water at 21°C is 2454 kJ/kg. Show the processes on the psychrometric chart. 20

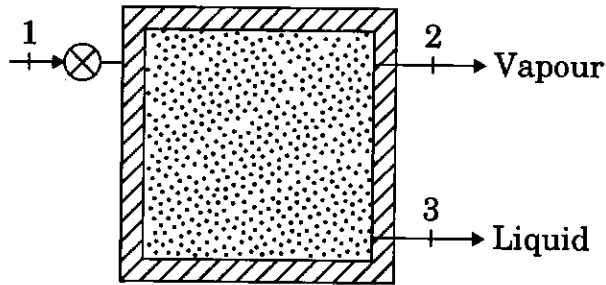
Do not write your Roll No. on this Sheet

PSYCHROMETRIC CHART
 BAROMETRIC PRESSURE 1.01325 bar
 SEA LEVEL



Ref. Point for S.M.F. is 29°C, 50% R.H.

- Q4. (a)** A geothermal source provides 10 kg/s of hot water at 500 kPa, 150°C flowing into a flash evaporator that separates vapour and liquid at 200 kPa. Find the three fluxes of availability (inlet and two outlets) and the irreversibility rate. Take ambient temperature as 25°C. 20



(Refer Table A placed at the end of booklet)

- (b) Air at a mean velocity of 20 m/sec flows through a 2 cm diameter tube whose surface is maintained at 200°C. The temperature of air as it enters the tube at inlet is 20°C and leaves the tube at 180°C. Determine
- (i) The length of the tube required to heat the water from 20°C to 180°C, and
 - (ii) The pumping power required to maintain the flow.

Assume $f = 0.3164 / (\text{Re}_D)^{1/4}$.

Properties of air at the mean film temperature \bar{T}_f :

$\rho = \text{density} = 0.8345 \text{ kg/m}^3$; specific heat = $c_p = 1015 \text{ J/kg K}$;
dynamic viscosity, $\mu = 2.3825 \times 10^{-5} \text{ kg/m.s}$; $P_r = 0.703$;

thermal conductivity, $k = 0.034425 \text{ W/mK}$. 20

- (c) A single-cylinder, single-acting reciprocating compressor using R12 as refrigerant has a bore 80 mm and stroke 60 mm. The compressor runs at 1450 rpm. If the condensing temperature is 40°C, find the performance characteristics of the compressor when the suction temperature is -10°C. Specific heat of vapour at 40°C is 0.759 kJ/kg K.

Assume the simple cycle of operation and no clearance. 20

THERMODYNAMICS PROPERTIES OF R12*

Saturation Temp.	Saturation Pressure	Saturated Liquid and Vapour						Vapour Superheated			
								By 20		By 40°C	
<i>t</i> (°C)	<i>p</i> (bar)	<i>v_f</i> (kJ/kg)	<i>v_g</i> (m ³ /kg)	<i>h_f</i> (kJ/kg)	<i>h_g</i> (kJ/k)	<i>s_f</i> (kJ/kg-K)	<i>s_g</i> (kJ/kg-K)	<i>h</i> (kJ/kg)	<i>s</i> (kJ/kg-K)	<i>h</i> (kJ/kg)	<i>s</i> (kJ/kg-K)
-40	0.6417	0.66	0.2421	0	169.0	0	0.7274	180.8	0.7737	192.4	0.8178
-35	0.8069	0.67	0.1950	4.4	171.9	0.0187	0.7220	183.3	0.7681	195.1	0.8120
-30	1.0038	0.67	0.1595	8.9	174.2	0.0371	0.7171	185.8	0.7631	197.8	0.8068
-25	1.2368	0.68	0.1313	13.3	176.5	0.0552	0.7127	188.3	0.7586	200.4	0.8021
-20	1.5089	0.69	0.1089	17.8	178.7	0.0731	0.7088	190.8	0.7546	203.1	0.7979
-15	1.8256	0.69	0.0911	22.3	181.0	0.0906	0.7052	193.2	0.7510	205.7	0.7942
-10	2.1912	0.70	0.0767	26.9	183.2	0.1080	0.7020	195.7	0.7477	208.3	0.7909
-5	2.610	0.71	0.0650	31.4	185.4	0.1251	0.6991	198.1	0.7449	210.9	0.7879
0	3.086	0.72	0.0554	36.1	187.5	0.1420	0.6966	200.5	0.7423	213.5	0.7853
5	3.626	0.72	0.0475	40.7	189.7	0.1587	0.6942	202.9	0.7401	216.1	0.7830
10	4.233	0.73	0.0409	45.4	191.7	0.1752	0.6921	205.2	0.7381	218.6	0.7810
15	4.914	0.74	0.0354	50.1	193.8	0.1915	0.6902	207.5	0.7363	221.2	0.7792
20	5.673	0.75	0.0308	54.9	195.8	0.2078	0.6885	209.8	0.7348	223.7	0.7777
25	6.516	0.76	0.0269	59.7	197.7	0.2239	0.6869	212.1	0.7334	226.1	0.7763
30	7.450	0.77	0.0235	64.6	199.6	0.2399	0.6854	214.3	0.7321	228.6	0.7751
35	8.477	0.79	0.0206	69.5	201.5	0.2559	0.6839	216.4	0.7310	231.0	0.7741
40	9.607	0.80	0.0182	74.6	203.2	0.2718	0.6825	218.5	0.7300	233.4	0.7732
45	10.843	0.81	0.0160	79.7	204.9	0.2877	0.6812	220.6	0.7291	235.7	0.7724
50	12.193	0.83	0.0142	84.9	206.5	0.3037	0.6797	222.6	0.7282	238.0	0.7718
60	15.259	0.86	0.0111	95.7	209.3	0.3358	0.6777	226.4	0.7265	242.4	0.7706
70	18.859	0.90	0.0087	107.1	211.5	0.3686	0.6738	230.2	0.7240	246.2	0.7650

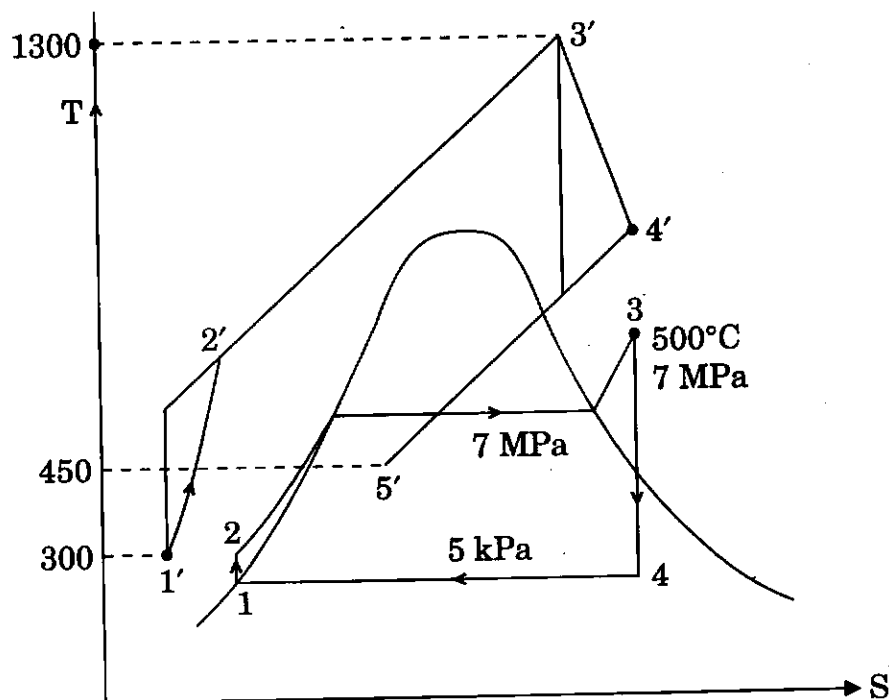
*Haywood R W, *Thermodynamics Tables in S.I. Units*, Cambridge University Press, 1968, P.22.

SECTION B

- Q5.** (a) A single-cylinder, single-acting, square reciprocating pump has piston diameter and stroke length of 300 mm. The pump is placed such that the vertical distance between the center-line of the pump and sump level is 5 m. The water is being delivered at a height of 22 m above the centerline of the pump. The suction and delivery pipes are 8 m and 28 m long respectively, and diameter of both the pipes is 150 mm. If the pump is running at 30 rpm and coefficient of friction for suction and delivery pipe is 0.005, estimate the theoretical power required to drive the pump (kW). 12
- (b) Show that the diagram work per unit mass of steam for maximum blading efficiency of a 50% reaction stage is V_b^2 , where V_b is the mean blade velocity. 12
- (c) Derive an expression for efficiency of a combined cycle where two thermodynamic cycles are coupled in series. The expression should be derived in terms of efficiencies of the coupled cycles. Conventional notations may be used. 12
- (d) Explain with neat sketch how solar absorption refrigeration system works for space cooling. 12
- (e) How do fuel cells work? Explain the principle with the help of a sketch. 12
- Q6.** (a) A centrifugal pump has an impeller diameter at outlet as 1 m and delivers $1.5 \text{ m}^3/\text{s}$ of water against a head of 100 m. The impeller is running at 1000 rpm. The width of the impeller is 85 mm. If the manometric efficiency is 85%, determine the type of impeller (forward, radial or backward curved), and the blade angle at outlet. Draw velocity triangle at outlet. 20

- (b) Consider the combined gas steam power cycle shown in the figure. The topping cycle is a gas turbine cycle that has a pressure ratio of 8. Air enters the compressor at 300 K and the turbine at 1300 K. The isentropic efficiency of the compressor is 80 percent, and that of the gas turbine is 85 percent. The bottoming cycle is a simple ideal Rankine cycle operating between the pressure limits of 7 MPa and 5 kPa. Steam is heated in a heat exchanger by the exhaust gases to a temperature of 500°C. The exhaust gases leave the heat exchanger at 450 K. Determine (i) the ratio of the mass flow rates of the steam and the combustion gases, and (ii) the thermal efficiency of the combined cycle.

20



Assume specific heat of gas as 1.005 kJ/kg K.

- (c) What is Betz limit for wind turbines ? Derive an expression for Betz limit for wind turbines.

20

Superheated Water

<i>T</i> °C	<i>v</i> m³/kg	<i>u</i> kJ/kg	<i>h</i> kJ/kg	<i>s</i> kJ/kg-K	<i>v</i> m³/kg	<i>u</i> kJ/kg	<i>h</i> kJ/kg	<i>s</i> kJ/kg-K	<i>v</i> m³/kg	<i>u</i> kJ/kg	<i>h</i> kJ/kg	<i>s</i> kJ/kg-K
P = 4.0 MPa (250.35°C)				P = 4.5 MPa (257.44°C)				P = 5.0 MPa (263.94°C)				
Sat.	0.04978	2601.7	2800.8	6.0696	0.04406	2599.7	2798.0	6.0198	0.03945	2597.0	2794.2	5.9737
275	0.05461	2668.9	2887.3	6.2312	0.04733	2651.4	2864.4	6.1429	0.04144	2632.3	2839.5	6.0571
300	0.05887	2726.2	2961.7	6.3639	0.05138	2713.0	2944.2	6.2854	0.04535	2699.0	2925.7	6.2111
350	0.06647	2827.4	3093.3	6.5843	0.05842	2818.6	3081.5	6.5153	0.05197	2809.5	3069.3	6.4516
400	0.07343	2920.8	3214.5	6.7714	0.06477	2914.2	3205.7	6.7071	0.05784	2907.5	3196.7	6.6483
450	0.08004	3011.0	3331.2	6.9386	0.07076	3005.8	3324.2	6.8770	0.06332	3000.6	3317.2	6.8210
500	0.08644	3100.3	3446.0	7.0922	0.07652	3096.0	3440.4	7.0323	0.06858	3091.8	3434.7	6.9781
600	0.09886	3279.4	3674.9	7.3706	0.08766	3276.4	3670.9	7.3127	0.07870	3273.3	3666.9	7.2605
700	0.11098	3462.4	3906.3	7.6214	0.09850	3460.0	3903.3	7.5647	0.08852	3457.7	3900.3	7.5136
800	0.12292	3650.6	4142.3	7.8523	0.10916	3648.8	4140.0	7.7962	0.09816	3646.9	4137.7	7.7458
900	0.13476	3844.8	4383.9	8.0675	0.11972	3843.3	4382.1	8.0118	0.10769	3841.8	4380.2	7.9619
1000	0.14653	4045.1	4631.2	8.2698	0.13020	4043.9	4629.8	8.2144	0.11715	4042.6	4628.3	8.1648
1100	0.15824	4251.4	4884.4	8.4612	0.14064	4250.4	4883.2	8.4060	0.12655	4249.3	4882.1	8.3566
1200	0.16992	4463.5	5143.2	8.6430	0.15103	4462.6	5142.2	8.5880	0.13592	4461.6	5141.3	8.5388
1300	0.18157	4680.9	5407.2	8.8164	0.16140	4680.1	5406.5	8.7616	0.14527	4679.3	5405.7	8.7124
P = 6.0 MPa (275.59°C)				P = 7.0 MPa (285.83°C)				P = 8.0 MPa (295.01°C)				
Sat.	0.03245	2589.9	2784.6	5.8902	0.027378	2581.0	2772.6	5.8148	0.023525	2570.5	2758.7	5.7450
300	0.03619	2668.4	2885.6	6.0703	0.029492	2633.5	2839.9	5.9337	0.024279	2592.3	2786.5	5.7937
350	0.04225	2790.4	3043.9	6.3357	0.035262	2770.1	3016.9	6.2305	0.029975	2748.3	2988.1	6.1321
400	0.04742	2893.7	3178.3	6.5432	0.039958	2879.5	3159.2	6.4502	0.034344	2864.6	3139.4	6.3658
450	0.05217	2989.9	3302.9	6.7219	0.044187	2979.0	3288.3	6.6353	0.038194	2967.8	3273.3	6.5579
500	0.05667	3083.1	3423.1	6.8826	0.048157	3074.3	3411.4	6.8000	0.041767	3065.4	3399.5	6.7266
550	0.06102	3175.2	3541.3	7.0308	0.051966	3167.9	3531.6	6.9507	0.045172	3160.5	3521.8	6.8800
600	0.06527	3267.2	3658.8	7.1693	0.055665	3261.0	3650.6	7.0910	0.048463	3254.7	3642.4	7.0221
700	0.07355	3453.0	3894.3	7.4247	0.062850	3448.3	3888.3	7.3487	0.054829	3443.6	3882.2	7.2822
800	0.08165	3643.2	4133.1	7.6582	0.069856	3639.5	4128.5	7.5836	0.061011	3635.7	4123.8	7.5185
900	0.08964	3838.8	4376.6	7.8751	0.076750	3835.7	4373.0	7.8014	0.067082	3832.7	4369.3	7.7372
1000	0.09756	4040.1	4625.4	8.0786	0.083571	4037.5	4622.5	8.0055	0.073079	4035.0	4619.6	7.9419
1100	0.10543	4247.1	4879.7	8.2709	0.090341	4245.0	4877.4	8.1982	0.079025	4242.8	4875.0	8.1350
1200	0.11326	4459.8	5139.4	8.4534	0.097075	4457.9	5137.4	8.3810	0.084934	4456.1	5135.5	8.3181
1300	0.12107	4677.7	5404.1	8.6273	0.103781	4676.1	5402.6	8.5551	0.090817	4674.5	5401.0	8.4925
P = 9.0 MPa (303.35°C)				P = 10.0 MPa (311.00°C)				P = 12.5 MPa (327.81°C)				
Sat.	0.020489	2558.5	2742.9	5.6791	0.018028	2545.2	2725.5	5.6159	0.013496	2505.6	2674.3	5.4638
325	0.023284	2647.6	2857.1	5.8738	0.019877	2611.6	2810.3	5.7596				
350	0.025816	2725.0	2957.3	6.0380	0.022440	2699.6	2924.0	5.9460	0.016138	2624.9	2826.6	5.7130
400	0.029960	2849.2	3118.8	6.2876	0.026436	2833.1	3097.5	6.2141	0.020030	2789.6	3040.0	6.0433
450	0.033524	2956.3	3258.0	6.4872	0.029782	2944.5	3242.4	6.4219	0.023019	2913.7	3201.5	6.2749
500	0.036793	3056.3	3387.4	6.6603	0.032811	3047.0	3375.1	6.5995	0.025630	3023.2	3343.6	6.4651
550	0.039885	3153.0	3512.0	6.8164	0.035655	3145.4	3502.0	6.7585	0.028033	3126.1	3476.5	6.6317
600	0.042861	3248.4	3634.1	6.9605	0.038378	3242.0	3625.8	6.9045	0.030306	3225.8	3604.6	6.7828
650	0.045755	3343.4	3755.2	7.0954	0.041018	3338.0	3748.1	7.0408	0.032491	3324.1	3730.2	6.9227
700	0.048589	3438.8	3876.1	7.2229	0.043597	3434.0	3870.0	7.1693	0.034612	3422.0	3854.6	7.0540
800	0.054132	3632.0	4119.2	7.4606	0.048629	3628.2	4114.5	7.4085	0.038724	3618.8	4102.8	7.2967
900	0.059562	3829.6	4365.7	7.6802	0.053547	3826.5	4362.0	7.6290	0.042720	3818.9	4352.9	7.5195
1000	0.064919	4032.4	4616.7	7.8855	0.058391	4029.9	4613.8	7.8349	0.046641	4023.5	4606.5	7.7269
1100	0.070224	4240.7	4872.7	8.0791	0.063183	4238.5	4870.3	8.0289	0.050510	4233.1	4864.5	7.9220
1200	0.075492	4454.2	5133.6	8.2625	0.067938	4452.4	5131.7	8.2126	0.054342	4447.7	5127.0	8.1065
1300	0.080733	4672.9	5399.5	8.4371	0.072667	4671.3	5398.0	8.3874	0.058147	4667.3	5394.1	8.2819

Saturated Water – Pressure Table												
Press.	Specific Volume			Internal Energy			Enthalpy			Entropy		
	Sat. Temp.	m ³ /kg		kJ/kg			kJ/kg			kJ/kg-K		
		Sat. Liquid	Sat. Vapour	Sat. Liquid	Evap.	Sat. Vapour	Sat. Liquid	Evap.	Sat. Vapour	Sat. Liquid	Evap.	Sat. Vapour
P kPa	T _{sat} °C	v _f	v _g	u _f	u _{fg}	u _g	h _f	h _{fg}	h _g	s _f	s _{fg}	s _g
1.0	6.97	0.001000	129.19	29.302	2355.2	2384.5	29.303	2484.4	2513.7	0.1059	8.8690	8.9749
1.5	13.02	0.001001	87.964	54.686	2338.1	2392.8	54.688	2470.1	2524.7	0.1956	8.6314	8.8270
2.0	17.50	0.001001	66.990	73.431	2325.5	2398.9	73.433	2459.5	2532.9	0.2606	8.4621	8.7227
2.5	21.08	0.001002	54.242	88.422	2315.4	2403.8	88.424	2451.0	2539.4	0.3118	8.3302	8.6421
3.0	24.08	0.001003	45.654	100.98	2306.9	2407.9	100.98	2443.9	2544.8	0.3543	8.2222	8.5765
4.0	28.96	0.001004	34.791	121.39	2293.1	2414.5	121.39	2432.3	2553.7	0.4224	8.0510	8.4734
5.0	32.87	0.001005	28.185	137.75	2282.1	2419.8	137.75	2423.0	2560.7	0.4762	7.9176	8.3938
7.5	40.29	0.001008	19.233	168.74	2261.1	2429.8	168.75	2405.3	2574.0	0.5763	7.6738	8.2501
10	45.81	0.001010	14.670	191.79	2245.4	2437.2	191.81	2392.1	2583.9	0.6492	7.4996	8.1488
15	53.97	0.001014	10.020	225.93	2222.1	2448.0	225.94	2372.3	2598.3	0.7549	7.2522	8.0071
20	60.06	0.001017	7.6481	251.40	2204.6	2456.0	251.42	2357.5	2608.9	0.8320	7.0752	7.9073
25	64.96	0.001020	6.2034	271.93	2190.4	2462.4	271.96	2345.5	2617.5	0.8932	6.9370	7.8302
30	69.09	0.001022	5.2287	289.24	2178.5	2467.7	289.27	2335.3	2624.6	0.9441	6.8234	7.7675
40	75.86	0.001026	3.9933	317.58	2158.8	2476.3	317.62	2318.4	2636.1	1.0261	6.6430	7.6691
50	81.32	0.001030	3.2403	340.49	2142.7	2483.2	340.54	2304.7	2645.2	1.0912	6.5019	7.5931
75	91.76	0.001037	2.2172	384.36	2111.8	2496.1	384.44	2278.0	2662.4	1.2132	6.2426	7.4558
100	99.61	0.001043	1.6941	417.40	2088.2	2505.6	417.51	2257.5	2675.0	1.3028	6.0562	7.3589
101.325	99.97	0.001043	1.6734	418.95	2087.0	2506.0	419.06	2256.5	2675.6	1.3069	6.0476	7.3545
125	105.97	0.001048	1.3750	444.23	2068.8	2513.0	444.36	2240.6	2684.9	1.3741	5.9100	7.2841
150	111.35	0.001053	1.1594	466.97	2052.3	2519.2	467.13	2226.0	2693.1	1.4337	5.7894	7.2231
175	116.04	0.001057	1.0037	486.82	2037.7	2524.5	487.01	2213.1	2700.2	1.4850	5.6865	7.1716
200	120.21	0.001061	0.88578	504.50	2024.6	2529.1	504.71	2201.6	2706.3	1.5302	5.5968	7.1270
225	123.97	0.001064	0.79329	520.47	2012.7	2533.2	520.71	2191.0	2711.7	1.5706	5.5171	7.0877
250	127.41	0.001067	0.71873	535.08	2001.8	2536.8	535.35	2181.2	2716.5	1.6072	5.4453	7.0525
275	130.58	0.001070	0.65732	548.57	1991.6	2540.1	548.86	2172.0	2720.9	1.6408	5.3800	7.0207
300	133.52	0.001073	0.60582	561.11	1982.1	2543.2	561.43	2163.5	2724.9	1.6717	5.3200	6.9917
325	136.27	0.001076	0.56199	572.84	1973.1	2545.9	573.19	2155.4	2728.6	1.7005	5.2645	6.9650
350	138.86	0.001079	0.52422	583.89	1964.6	2548.5	584.26	2147.7	2732.0	1.7274	5.2128	6.9402
375	141.30	0.001081	0.49133	594.32	1956.6	2550.9	594.73	2140.4	2735.1	1.7526	5.1645	6.9171
400	143.61	0.001084	0.46242	604.22	1948.9	2553.1	604.66	2133.4	2738.1	1.7765	5.1191	6.8955
450	147.90	0.001088	0.41392	622.65	1934.5	2557.1	623.14	2120.3	2743.4	1.8205	5.0356	6.8561
500	151.83	0.001093	0.37483	639.54	1921.2	2560.7	640.09	2108.0	2748.1	1.8604	4.9603	6.8207
550	155.46	0.001097	0.34261	655.16	1908.8	2563.9	655.77	2096.6	2752.4	1.8970	4.8916	6.7886
600	158.83	0.001101	0.31560	669.72	1897.1	2566.8	670.38	2085.8	2756.2	1.9308	4.8285	6.7593
650	161.98	0.001104	0.29260	683.37	1886.1	2569.4	684.08	2075.5	2759.6	1.9623	4.7699	6.7322
700	164.95	0.001108	0.27278	696.23	1875.6	2571.8	697.00	2065.8	2762.8	1.9918	4.7153	6.7071
750	167.75	0.001111	0.25552	708.40	1865.6	2574.0	709.24	2056.4	2765.7	2.0195	4.6642	6.6837

Q7. (a) A Pelton turbine with a wheel diameter of 1.5 m, operating with four nozzles, produces 16 MW of power. The turbine is running at 400 rpm and operating under a gross head of 300 m. Water is supplied through penstock of length 2 km. The coefficient of friction in penstock is 0.004. There is 10% of head loss taking place in the penstock. If the velocity coefficient is 0.97, blade velocity coefficient is 0.9, overall efficiency is 0.84 and Pelton bucket deflects the jet by 165° , determine

- (i) Discharge through the turbine (m^3/s)
- (ii) Penstock diameter (m)
- (iii) Jet diameter (m)
- (iv) Hydraulic efficiency of the turbine.

Draw velocity triangles.

20

(b) What do you mean by compounding in steam and gas turbines ? What are the various methods of compounding in steam and gas turbines ? Explain all the methods with neat sketch.

20

(c) A reaction steam turbine having diameter of 1400 mm is rotating at 3000 rpm. The turbine stages are designed in such a fashion that the enthalpy drop in both, rotor and stator, is same in each stage. If the speed ratio is 0.7 and blade angle at outlet is 20° , draw velocity triangles and determine degree of reaction, blade angle at inlet and diagram efficiency.

20

- Q8.** (a) A single-stage air compressor delivers air at 6 bar. The pressure and temperature at the end of suction are 1 bar and 27°C. It delivers 1.5 m³ of free air per minute when the compressor is running at 350 rpm. The clearance volume is 5% of stroke volume. The free air conditions are 1.013 bar and 15°C. The index of compression and expansion is 1.3. Find
- (i) The volumetric efficiency,
 - (ii) Bore and stroke of cylinder if both are equal,
 - (iii) The power required if the mechanical efficiency is 80%. 20
- (b) Consider an ideal steam regenerative cycle in which steam enters the turbine at 3 MPa, 300°C and exhausts to the condenser at 10 kPa. Steam is extracted from the turbine at 0.8 MPa and supplied to an open feed water heater. The feed water leaves the heater as saturated liquid. The appropriate pumps are used for the water leaving the condenser and feed water heater. If the mass flow rate through the boiler is 1 kg/s, determine the amount of steam extracted (kg/s), the total pump work (kW) and total turbine work (kW). Draw the schematic of this set-up. 20
- (Refer Table A placed at the end of booklet)
- (c) A Brayton cycle works between 1 bar, 300 K and 5 bar, 1250 K. There are two stages of compression with perfect inter-cooling and two stages of expansion. The work out of first expansion stage is being used to drive the two compressors. The air from the first stage turbine is again heated to 1250 K and expanded. Calculate the power output of free power turbine and cycle efficiency without and with a perfect heat exchanger and compare them. Also calculate the percentage improvement in the efficiency because of the addition of heat exchangers. 20

Saturated Water Pressure Entry

Table A

Pressure (kPa)	Temp. (°C)	Specific Volume, m ³ /kg			Internal Energy, kJ/kg		
		Sat. Liquid	Evap.	Sat. Vapour	Sat. Liquid	Evap.	Sat. Vapour
		v_f	u_{fg}	v_g	u_f	u_{fg}	u_g
0.6113	0.01	0.001000	206.131	206.132	0	2375.3	2375.3
1	6.98	0.001000	129.20702	129.20802	29.29	2355.69	2384.98
1.5	13.03	0.001001	87.97913	87.98013	54.70	2338.63	2393.32
2	17.50	0.001001	67.00285	67.00385	73.47	2326.02	2399.48
2.5	21.08	0.001002	54.25285	54.25385	88.47	2315.93	2404.40
3	24.08	0.001003	45.66402	45.66502	101.03	2307.48	2408.51
4	28.96	0.001004	34.79915	34.80015	121.44	2293.73	2415.17
5	32.88	0.001005	28.19150	28.19251	137.79	2282.70	2420.49
7.5	40.29	0.001008	19.23674	19.23775	168.76	2261.74	2430.50
10	45.81	0.001010	14.67254	14.67355	191.79	2246.10	2437.89
15	53.97	0.001014	10.02117	10.02218	225.90	2222.83	2448.73
20	60.06	0.001017	7.64835	7.64937	251.35	2205.36	2456.71
25	64.97	0.001020	6.20322	6.20424	271.88	2191.21	2463.08
30	69.10	0.001022	5.22816	5.22918	289.18	2179.22	2468.40
40	75.87	0.001026	3.99243	3.99345	317.51	2159.49	2477.00
50	81.33	0.001030	3.23931	3.24034	340.42	2143.43	2483.85
75	91.77	0.001037	2.21607	2.21711	394.29	2112.39	2496.67
100	99.62	0.001043	1.69296	1.69400	417.33	2088.72	2506.06
125	105.99	0.001048	1.37385	1.37490	444.16	2069.32	2513.48
150	111.37	0.001053	1.15828	1.15933	466.92	2052.72	2519.64
175	116.06	0.001057	1.00257	1.00363	486.78	2038.12	2524.90
200	120.23	0.001061	0.88467	0.88573	504.47	2025.02	2529.49
225	124.00	0.001064	0.79219	0.79325	520.45	2013.10	2533.56
250	127.43	0.001067	0.71765	0.71871	535.08	2002.14	2537.21
275	130.60	0.001070	0.65624	0.65731	548.57	1991.95	2540.53
300	133.55	0.001073	0.60475	0.60582	561.13	1982.43	2543.55
325	136.30	0.001076	0.56093	0.56201	572.88	1973.46	2546.34
350	138.88	0.001079	0.52317	0.52425	583.93	1964.98	2548.92
375	141.32	0.001081	0.49029	0.49137	594.38	1956.93	2551.31
400	143.63	0.001084	0.46138	0.46246	604.29	1949.26	2553.55
450	147.93	0.001088	0.41289	0.41398	622.75	1934.87	2557.62
500	151.86	0.001093	0.37380	0.37489	639.66	1921.57	2561.23
550	155.48	0.001097	0.34159	0.34268	655.30	1909.17	2564.47
600	158.85	0.001101	0.31457	0.31567	669.88	1897.52	2567.40
650	162.01	0.001104	0.29158	0.29268	683.55	1886.51	2570.06
700	164.97	0.001108	0.27176	0.27286	696.43	1876.07	2572.49
750	167.77	0.001111	0.25449	0.25560	708.62	1866.11	2574.73
800	170.43	0.001115	0.23931	0.24043	720.20	1856.58	2576.79

Saturated Water Pressure Entry

Table A

Pressure (kPa)	Temp (°C)	Enthalpy, kJ/kg			Entropy, kJ/kg-K		
		Sat. Liquid h_f	Evap. h_{fg}	Sat. Vapour h_g	Sat. Liquid s_f	Evap. s_{fg}	Sat. Vapour s_g
0.6113	0.01	0.00	2501.3	2501.3	0	9.1562	9.1562
1.0	6.98	29.29	2484.89	2514.18	0.1059	8.8697	8.9756
1.5	13.03	54.70	2470.59	2525.30	0.1956	8.6322	8.8278
2.0	17.50	73.47	2460.02	2533.49	0.2607	8.4629	8.7236
2.5	21.08	88.47	2451.56	2540.03	0.3120	8.3311	8.6431
3.0	24.08	101.03	2444.47	2545.50	0.3545	8.2231	8.5775
4.0	28.96	121.44	2432.93	2554.37	0.4226	8.0520	8.4746
5.0	32.88	137.79	2423.66	2561.45	0.4763	7.9187	8.3950
7.5	40.29	168.77	2406.02	2574.79	0.5763	7.6751	8.2514
10	45.81	191.81	2392.82	2584.63	0.6492	7.5010	8.1501
15	53.97	225.91	2373.14	2599.06	0.7548	7.2536	8.0084
20	60.06	251.38	2358.33	2609.70	0.8319	7.0766	7.9085
25	64.97	271.90	2346.29	2618.19	0.8930	6.9383	7.8313
30	69.10	289.21	2336.07	2625.28	0.9439	6.8247	7.7686
40	75.87	317.55	2319.19	2636.74	1.0258	6.6441	7.6700
50	81.33	340.47	2305.40	2645.87	1.0910	6.5029	7.5939
75	91.77	384.36	2278.59	2662.96	1.2129	6.2434	7.4563
100	99.62	417.44	2258.02	2675.46	1.3025	6.0568	7.3593
125	105.99	444.30	2241.05	2685.35	1.3739	5.9104	7.2843
150	111.37	467.08	2226.46	2693.54	1.4335	5.7897	7.2232
175	116.06	486.97	2213.57	2700.53	1.4848	5.6868	7.1717
200	120.23	504.68	2201.96	2706.63	1.5300	5.5970	7.1271
225	124.00	520.69	2191.35	2712.04	1.5705	5.5173	7.0878
250	127.43	535.34	2181.55	2716.89	1.6072	5.4455	7.0526
275	130.60	548.87	2172.42	2721.29	1.6407	5.3801	7.0208
300	133.55	561.45	2163.85	2725.30	1.6717	5.3201	6.9918
325	136.30	573.23	2155.76	2728.99	1.7005	5.2646	6.9651
350	138.88	584.31	2148.10	2732.40	1.7274	5.2130	6.9404
375	141.32	594.79	2140.79	2735.58	1.7527	5.1647	6.9174
400	143.63	604.73	2133.81	2738.53	1.7766	5.1193	6.8958
450	147.93	623.24	2120.67	2743.91	1.8206	5.0359	6.8565
500	151.86	640.21	2108.47	2748.67	1.8606	4.9606	6.8212
550	155.48	655.91	2097.04	2752.94	1.8972	4.8920	6.7892
600	158.85	670.54	2086.26	2756.80	1.9311	4.8289	6.7600
650	162.01	684.26	2076.04	2760.30	1.9627	4.7704	6.7330
700	164.97	697.20	2066.30	2763.50	1.9922	4.7158	6.7080
750	167.77	709.45	2056.98	2766.43	2.0199	4.6647	6.6846
800	170.43	721.10	2048.04	2769.13	2.0461	4.6166	6.6627

Superheated Vapour Water

Table A

Temp. (°C)	<i>v</i> (m ³ /kg)	<i>u</i> (kJ/kg)	<i>h</i> (kJ/kg)	<i>s</i> (kJ/kg-K)	<i>v</i> (m ³ /kg)	<i>u</i> (kJ/kg)	<i>h</i> (kJ/kg)	<i>s</i> (kJ/kg-K)
300 kPa (133.55°C)								
250	0.79636	2728.69	2967.59	7.5165	0.5951	2726.11	2964.16	7.3788
300	0.87529	2806.69	3069.28	7.7022	0.6548	2804.81	3066.75	7.5661
400	1.03151	2965.53	3274.98	8.0329	0.7726	2964.36	3273.41	7.8984
500	1.18669	3129.95	3485.96	8.3250	0.8893	3129.15	3484.89	8.1912
600	1.34136	3300.79	3703.20	8.5892	1.0056	3300.22	3702.44	8.4557
700	1.49573	3478.38	3927.10	8.8319	1.1215	3477.95	3926.53	8.6987
800	1.64994	3662.85	4157.83	9.0575	1.2372	3662.51	4157.40	8.9244
900	1.80406	3854.20	4395.42	9.2691	1.3529	3853.91	4395.06	9.1361
1000	1.95812	4052.27	4639.71	9.4689	1.4685	4052.02	4639.41	9.3360
1100	2.11214	4256.77	4890.41	9.6585	1.584	4256.53	4890.15	9.5255
1200	2.26614	4467.23	5147.07	9.8389	1.6996	4466.99	5146.83	9.7059
1300	2.42013	4682.99	5409.03	10.0109	1.8151	4682.75	5408.80	9.8780
500 kPa (151.86°C)								
Sat.	0.37489	2561.23	2748.67	6.8212	0.3157	2567.40	2756.80	6.7600
200	0.42492	2642.91	2855.37	7.0592	0.352	2638.91	2850.12	6.9665
250	0.47436	2723.50	2960.68	7.2708	0.3938	2720.86	2957.16	7.1816
300	0.52256	2802.91	3064.20	7.4598	0.43437	2801.00	3061.63	7.3723
350	0.57012	2882.59	3167.65	7.6328	0.47424	2881.12	3165.66	7.5463
400	0.61728	2963.19	3271.83	7.7937	0.51372	2962.02	3270.25	7.7078
500	0.71093	3128.35	3483.82	8.0872	0.59199	3127.55	3482.75	8.0020
600	0.80406	3299.64	3701.67	8.3521	0.66974	3299.07	3700.91	8.2673
700	0.89691	3477.52	3925.97	8.5952	0.74720	3477.08	3925.41	8.5107
800	0.98959	3662.17	4156.96	8.8211	0.82450	3661.83	4156.52	8.7367
900	1.08217	3853.63	4394.71	9.0329	0.90169	3853.34	4394.36	8.9485
1000	1.17469	4051.76	4639.11	9.2328	0.97883	4051.51	4638.81	9.1484
1100	1.26718	4256.29	4889.88	9.4224	1.05594	4256.05	4889.61	9.3381
1200	1.35964	4466.76	5146.58	9.6028	1.13302	4466.52	5146.34	9.5185
1300	1.45210	4682.52	5408.57	9.7749	1.21009	4682.28	5408.34	9.6906
800 kPa (170.43°C)								
Sat.	0.24043	2576.79	2769.13	6.6627	0.19444	2583.64	2778.08	6.5864
200	0.26080	2630.61	2839.25	6.8158	0.20596	2621.90	2827.86	6.6939
250	0.29314	2715.46	2949.97	7.0384	0.23268	2709.91	2942.59	6.9246
300	0.32411	2797.14	3056.43	7.2327	0.25794	2793.21	3051.15	7.1228
350	0.35439	2878.16	3161.68	7.4088	0.28247	2875.18	3157.65	7.3010
400	0.38426	2959.66	3267.07	7.5715	0.30659	2957.29	3263.88	7.4650
500	0.44331	3125.95	3480.60	7.8672	0.35411	3124.34	3478.44	7.7621
600	0.50184	3297.91	3699.38	8.1332	0.40109	3296.76	3697.85	8.0289
1000 kPa (179.91°C)								

Superheated Vapour Water

Table A

Temp. (°C)	<i>v</i> (m ³ /kg)	<i>u</i> (kJ/kg)	<i>h</i> (kJ/kg)	<i>s</i> (kJ/kg-K)	<i>v</i> (m ³ /kg)	<i>u</i> (kJ/kg)	<i>h</i> (kJ/kg)	<i>s</i> (kJ/kg-K)
	2000 kPa (212.42°C)				2500 kPa (223.99°C)			
Sat.	0.09963	2600.26	2799.51	6.3408	0.07998	2603.13	2803.1	6.2574
250	0.11144	2679.58	2902.46	6.5452	0.08700	2662.55	2880.1	6.4084
300	0.12547	2772.56	3023.50	6.7663	0.09890	2761.56	3008.81	6.6437
350	0.13857	2859.81	3136.96	6.9562	0.10976	2851.84	3126.24	6.8402
400	0.15120	2945.21	3247.60	7.1270	0.12010	2939.03	3239.28	7.0147
450	0.16353	3030.41	3357.48	7.2844	0.13014	3025.43	3350.77	7.1745
500	0.17568	3116.20	3467.55	7.4316	0.13998	3112.08	3462.04	7.3233
600	0.19960	3290.93	3690.14	7.7023	0.15930	3287.99	3686.25	7.5960
700	0.22323	3470.99	3917.45	7.9487	0.17832	3468.80	3914.59	7.8435
800	0.24668	3657.03	4150.40	8.1766	0.19716	3655.30	4148.20	8.0720
900	0.27004	3849.33	4389.40	8.3895	0.21590	3847.89	4387.64	8.2853
1000	0.29333	4047.94	4634.61	8.5900	0.23458	4046.67	4633.12	8.4860
1100	0.31659	4252.71	4885.89	8.7800	0.25322	4251.52	4884.57	8.6761
1200	0.33984	4463.25	5142.92	8.9606	0.27185	4462.08	5141.70	8.8569
1300	0.36306	4678.97	5405.10	9.1328	0.29046	4677.80	5403.95	9.0291
	3000 kPa (233.90°C)				4000 kPa (250.40°C)			
Sat.	0.06668	2604.10	2804.14	6.1869	0.04978	2602.27	2801.38	6.0700
250	0.07058	2644.00	2855.75	6.2871	—	—	—	—
300	0.08114	2750.05	2993.48	6.5389	0.05884	2725.33	2960.68	6.3614
350	0.09053	2843.66	3115.25	6.7427	0.06645	2826.65	3092.43	6.5820
400	0.09936	2932.75	3230.82	6.9211	0.07341	2919.88	3213.51	6.7689
450	0.10787	3020.38	3344.00	7.0833	0.08003	3010.13	3330.23	6.9362
500	0.11619	3107.92	3456.48	7.2337	0.08643	3099.49	3445.21	7.0900
600	0.13243	3285.03	3982.34	7.5084	0.09885	3279.06	3674.44	7.3688
700	0.14838	3466.59	3911.72	7.7571	0.11095	3462.15	3905.94	7.6198
800	0.16414	3653.58	4146.00	7.9862	0.12287	3650.11	4141.59	7.8502
900	0.17980	3846.46	4385.87	8.1999	0.13469	3843.59	4382.34	8.0647
1000	0.19541	4045.40	4631.63	8.4009	0.14645	4042.87	4628.65	8.2661
1100	0.21098	4250.33	4883.26	8.5911	0.15817	4247.96	4880.63	8.4566
1200	0.22652	4460.92	5140.49	8.7719	0.16987	4458.60	5138.07	8.6376
1300	0.24206	4676.63	5402.81	8.9442	0.18156	4674.29	5400.52	8.8099

